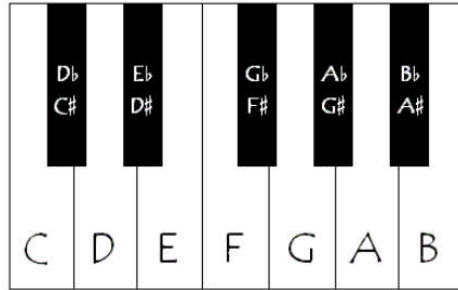




Valpower USB CV gate calibration



- connect your synth to the USB Midi CV/GATE converter
- keep the "tune button" pressed to enter tuner mode
- For tuning connect your synth audio output to a guitar tuner or smartphone tuner app.
- note: to keep button pressed you may use a tweezers 
- In the case of SH-101 it keys will not work while cv gate is connected, you will use a midi keys to calibrate your synth.
- calibration keys starts in C3 (middle of the keyboard C)
- Use the key chart to tune each KEY
- Don't forget to save your calibration at the end.
- exit calibration mode by releasing the button
- Procedure is finished , your changes will be kept even after power down the unit.

C	Play current note
D	Play next note
E	Play previous note
F	Tune note down
G	Tune note up
A	Tune note down x 10
B	Tune note up x10

A#	Save all
C#	Tune note down - ALL OCTAVES
D#	Tune note up -ALL OCTAVES